



j'Summit

ONE PROGRAM TO BIND THEM ALL

What is jSummit?

jSummit is an Open Source, multi-platform, peer-to-peer conferencing package designed to be a complete solution for all LAN conferencing.

It has instant text messaging both global and private, shared whiteboard, file sharing, video and audio and polling in an easy to use interface.



Selecting/ Creating a Profile

jSummit uses individual profiles that can be saved for later sessions. It is as easy as typing in your information and saving to create a profile.

Select Profile you wish to load

Create a new Profile

Fill in the details

Don't forget to save the details

Contextual Help

Exit at any time

Just select the profile you wish to use or create a 'New' one

Choosing/ Creating a Summit

As jSummit loads a broadcast is sent out to see what summits are running on the LAN. You can choose one of these summits or create your own.

Select room from box

Select room from list

Create new room

Optional Description

Contextual Help

Summit Name

Optional Password

Create to Continue

Next becomes active when summit chosen

Summit	PWD	Description
Khall's Summit	FALSE	All welcome!

Summit Selection

Summit: Khall's Sum... New

Summit Creation

Summit Name: Janet's Summit

Password: password

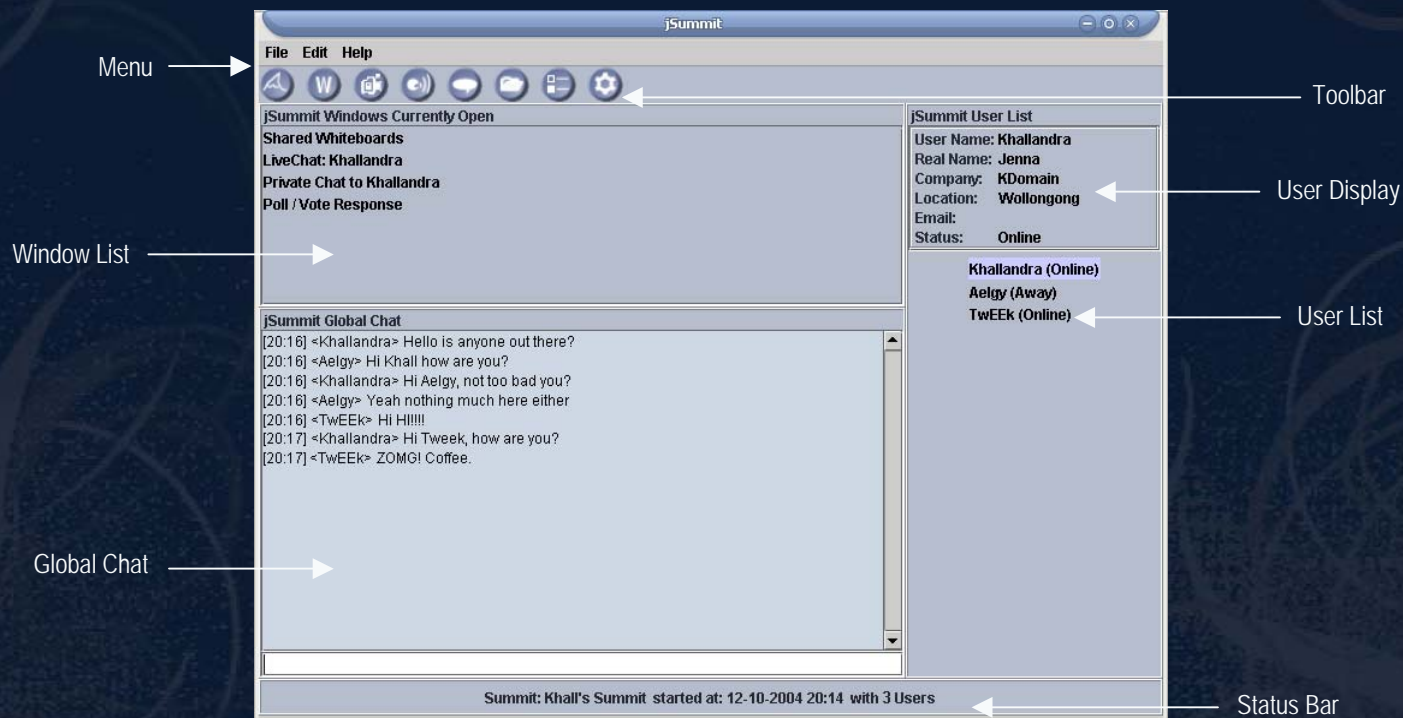
Description: My Summit for my friends

Help Create Cancel

Summits may have passwords that can be set when creating and will be asked when a person tries to join.

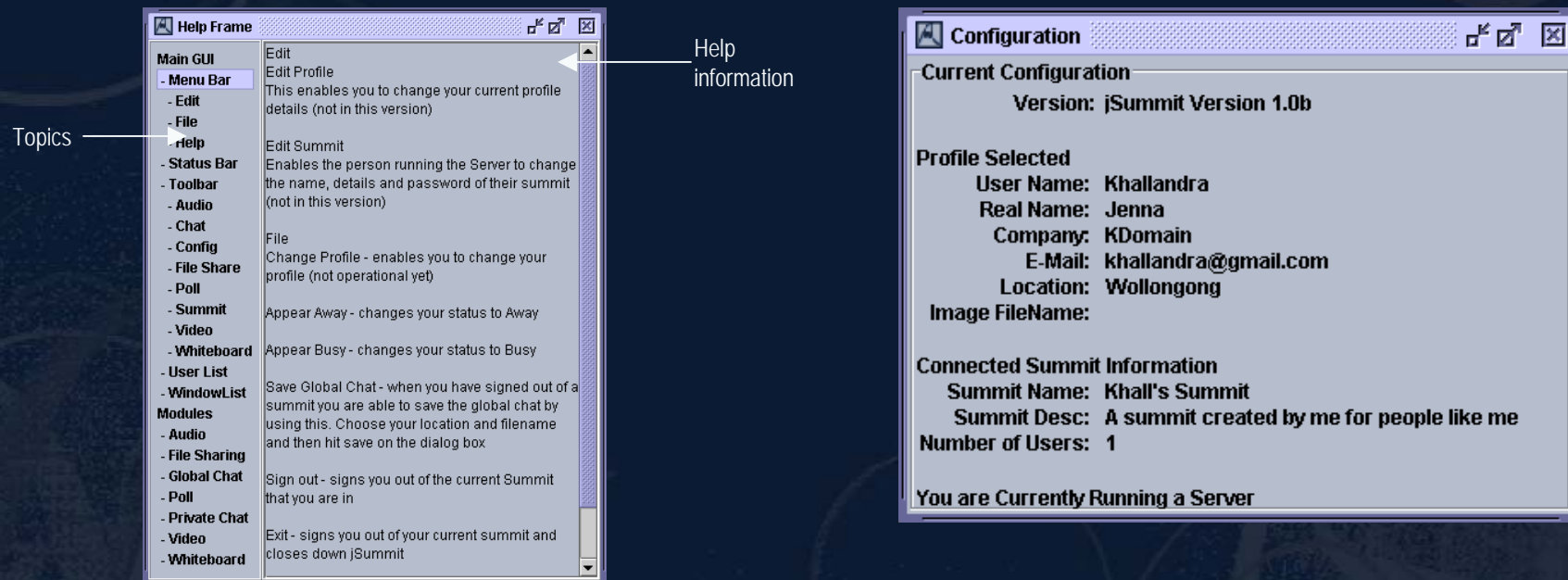
Main GUI

The Main GUI is an easy to use interface with the Global Chat in the lower area, a status bar down the bottom, menu and toolbar as well as a list of the jSummit windows open and a User List.



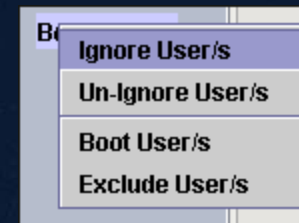
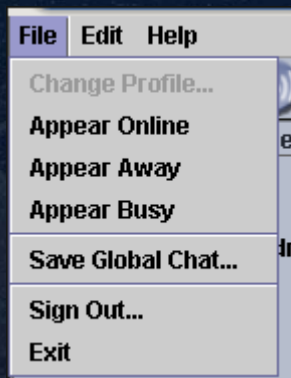
Window List, Help & Configuration

jSummit offers an On-line Help system as well as the current configuration. Whilst the Window List is used to keep track of the jSummit windows currently open.



User List & User Status

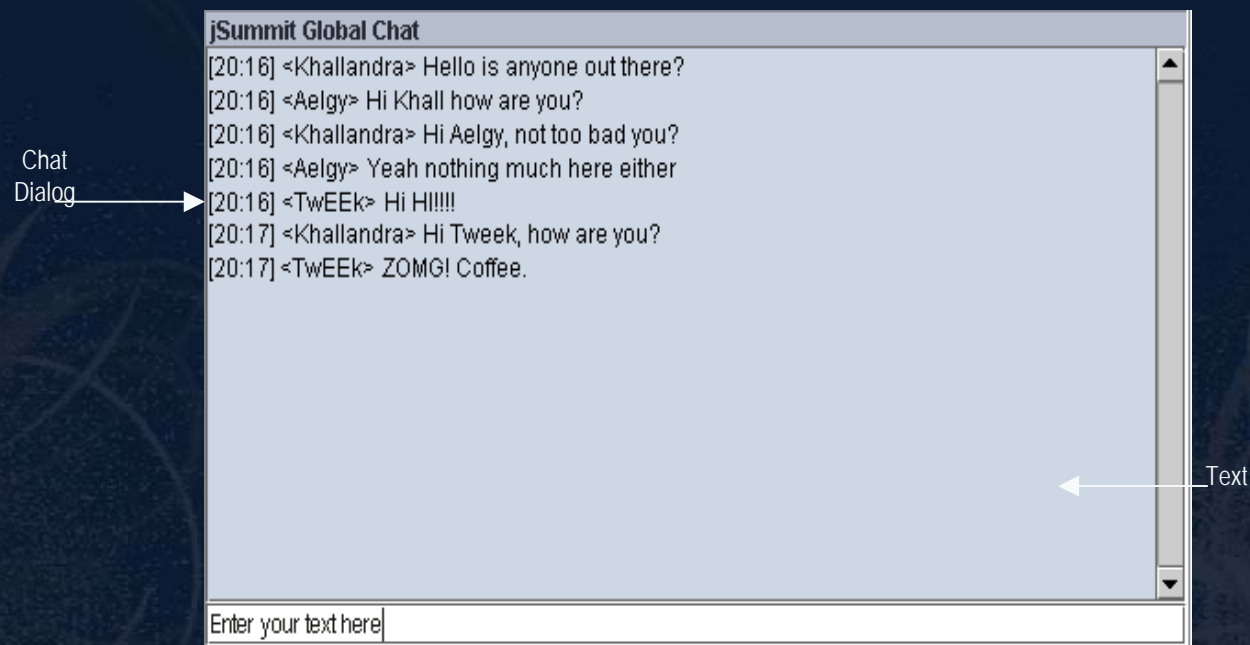
Down the right hand side of the Main GUI sits the user list which lists the current users in the summit and their statuses. By clicking on a member of the list their details will appear. You can also Ignore Users and if you are the owner of the summit Boot or Exclude unwanted users.



You can change your status at any time by using the File Menu.

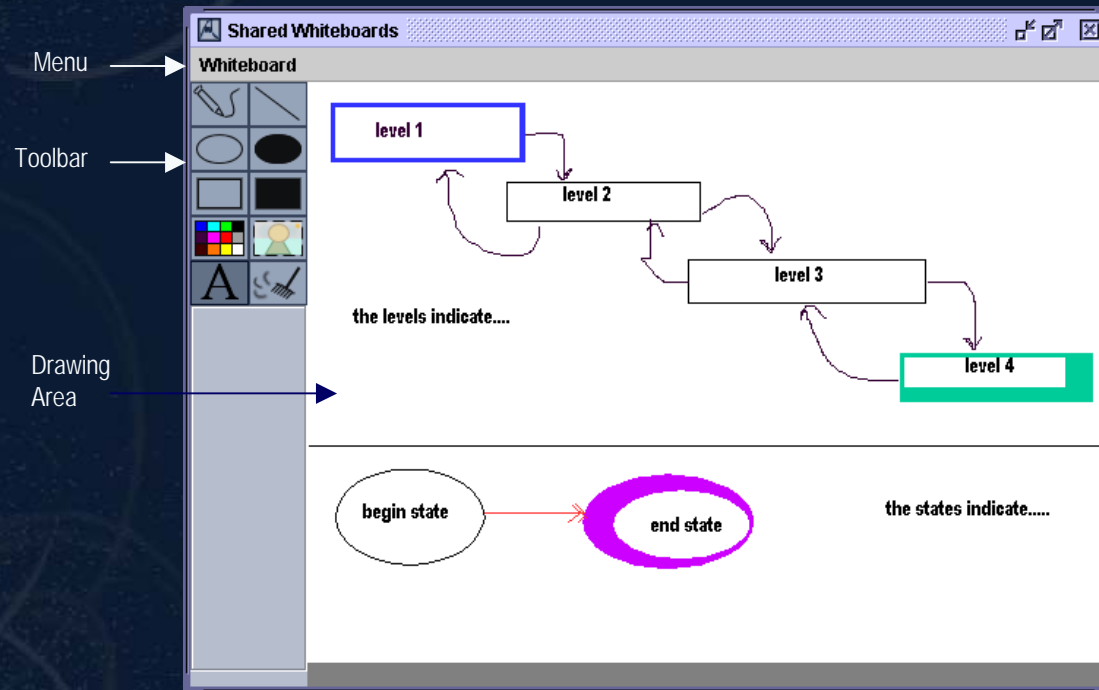
Global Chat

On the Main GUI there exists Global Chat which is a chat designed for all users of a summit to access freely in an IRC like fashion. Displayed timestamps allow users to keep track of when messages were sent.





Whiteboard

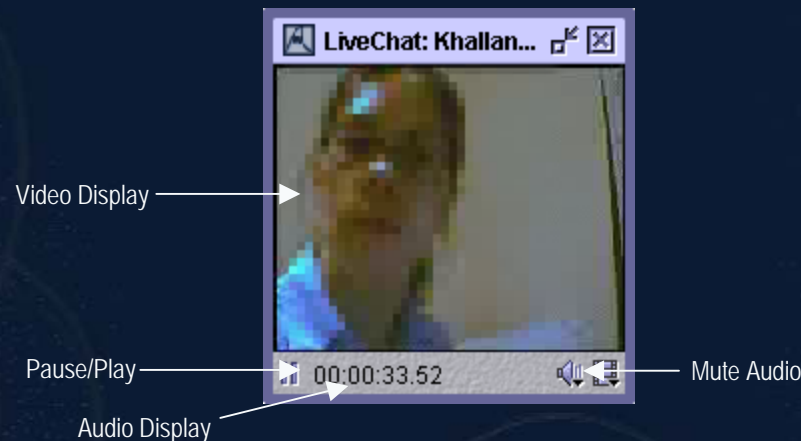
Not only can users chat to one another they can also use a Shared Whiteboard to illustrate their ideas.



There are a number of tools available to help illustrate ideas. The canvas can also be saved for later use.

Audio and Video Conferencing

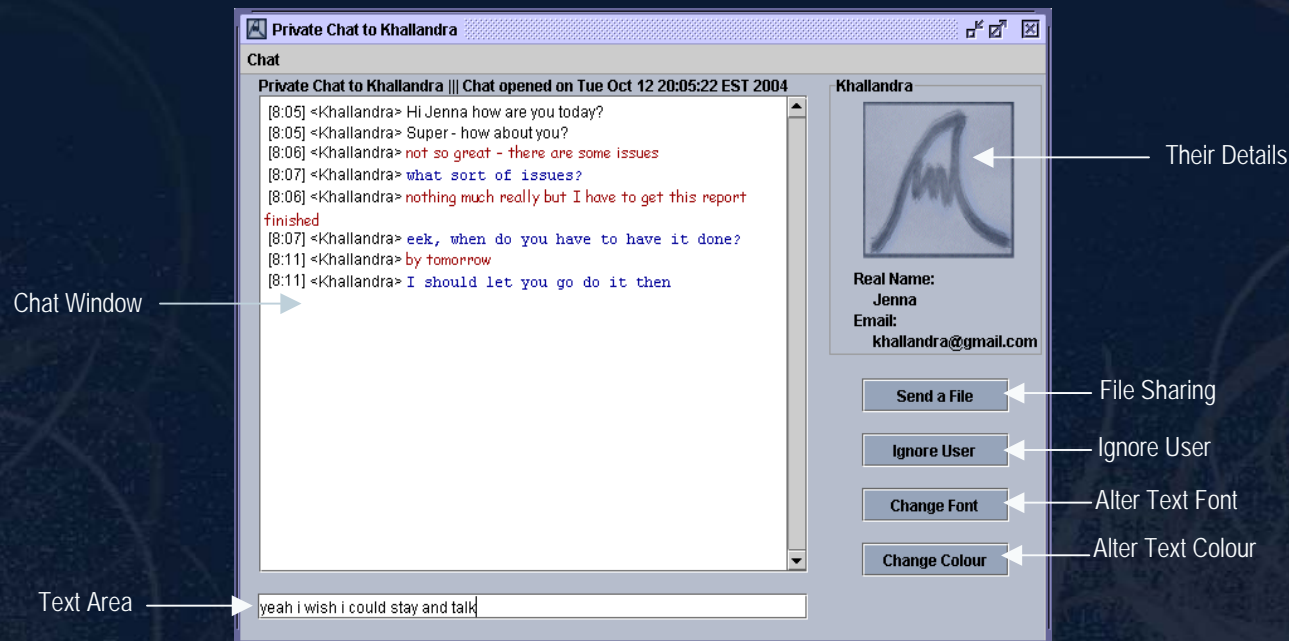
jSummit provides the ability to view other user's video and audio streams. To access their streams is as easy as choosing them from the User List and clicking on the audio  and video  icons.



The video or audio can be accessed separately or together.

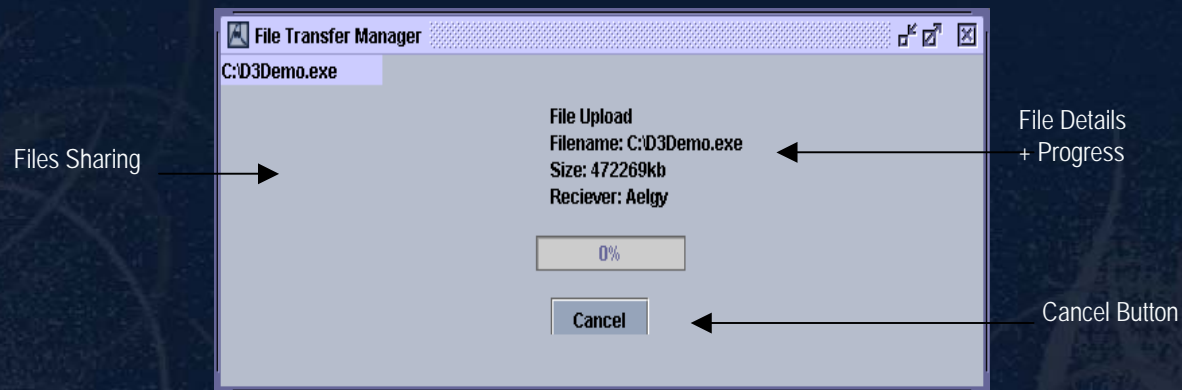
Private Chat

As well as being able to chat to people in an IRC fashion jSummit provides the ability to Private Chat to other members of the summit. You can even change the font and colour your text appears in.




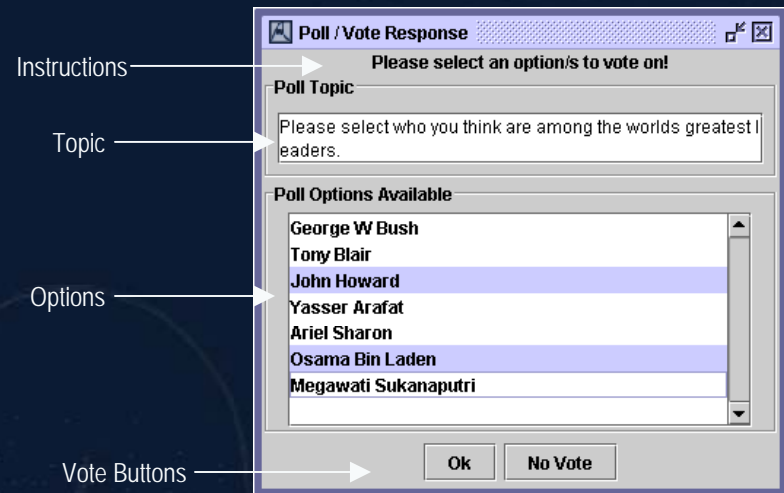
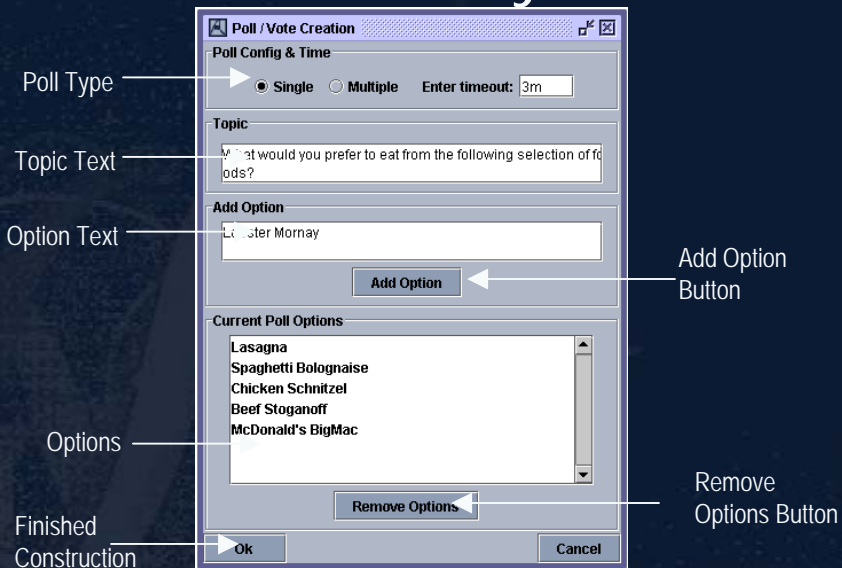
File Sharing

You can even share up to 11 files at the same time in jSummit with ease. The easiest way is to start a Private Chat with a summit member and send them a file using the 'Send File' button. When you are receiving a file jSummit alerts you and asks you if you want to receive it. You can view current file share statuses with ease.



Polling

Creating and participating in jSummit polls is very simple. To create a poll all you have to do is click the poll icon in the toolbar . When you are being asked to participate in a poll the poll window will appear on your screen and will not disappear until your vote (or no vote) has been recorded. After you have voted the results appear.



Future Developments

At this point jSummit offers a lot for users on a LAN but in the Future jSummit wishes to make jSummit available for Internet usage, have profile images and more modules.

For more information about jSummit visit:
<http://jsummit.sourceforge.net>

For a demonstration visit the jSummit booth at the Trade Show.

The logo for jSummit, featuring a stylized lowercase 'j' followed by the word 'Summit' in a cursive, handwritten-style font. The entire logo is rendered in a light gray color against the dark blue background.